

*Grow*  
EXCELLENT

**TOTAL**  
BANGUN PERSADA

FY - 2025

- Established in 1970.
- Focus consistently in building construction.
- Specialize in premium building construction of more than 900 buildings, covering high-end commercial buildings, apartments & condominiums, offices, shopping centers, universities, hospitals, religious centers, TV stations, indoor theme park, etc.
- Strong and prudent financial track record, healthy balance sheet and positive net cash position.

Mission

Pride & Excellence in  
Construction

Differentiation

- Quality Builder
- Trustworthy and Reliable
- Customer Oriented & Customer Experience Excellence
- International Standard Performance
- Financially Sound

- Listed at IDX on 25 July 2006
- Initial listing of 2.75 billion shares. The Company issued Bonus shares of 660 million on June 28th, 2010. Current outstanding shares are 3.41 billion.
- IPO price of Rp.345,-/share and listed on the Main Board.
- As of February 2026, shareholders comprise of:
  - Founders 69.34%
  - Local Investors 21.70%
  - Foreign Investors 8.96%

# Past Projects



TRANS STUDIO BANDUNG - BANDUNG



LIVING WORLD - PEKANBARU



THE REGATTA - JAKARTA



UNIVERSITAS MULTI MEDIA, SERPONG-TANGERANG



GRAHA GATSU JAKARTA



GREEN OFFICE PARK 9 BSD - TANGERANG



LAVIE ALL SUITES - JAKARTA



AUSTRALIAN EMBASSY, KUNINGAN - JAKARTA. (JO PROJECT)



ICE (INTERNATIONAL CONVENTION EXPO), TANGERANG



VERDE II CONDOMINIUMS JAKARTA



BCA FORESTA - TANGERANG



MNC MEDIA TOWER JAKARTA. (JO PROJECT)



PAKUBUWONO SPRING APARTMENT - JAKARTA



THE PAKUBUWONO RESIDENCE - JAKARTA



BINUS MALANG - MALANG



IKEA STORE 3 KOTA BARU PARAHYANGAN - BANDUNG



APARTEMEN GARDEN RESIDENCES - SAKURA GARDEN CITY JAKARTA



SASA INTI MINSAL - SULAWESI

# Past Projects



MENARA DANAMON - JAKARTA



PIM 3 AND OFFICE TOWER - JAKARTA (JO PROJECT)



PONDOK INDAH RESIDENCE - JAKARTA



CENTRAL PARK - JAKARTA



BINUS ALAM SUTERA - TANGERANG



WISMA BARITO PACIFIC 2 - JAKARTA



MENARA KOMPAS - JAKARTA



SEQUIS DEVELOPMENT - JAKARTA



GREEN OFFICE PARK 1 - TANGERANG



THE PAKUBUWONO MENTENG - JAKARTA



MENARA ASTRA JAKARTA. (JO PROJECT)



DASWIN OFFICE TOWER - JAKARTA. (JO PROJECT)



RAMAYANA CIPANAS

# Past Projects



ONE TOWER - BSD CITY TANGERANG



SQ RESIDENCE - JAKARTA



PADMA HOTEL - SEMARANG



ASHLEY TANG HOTEL - JAKARTA



CAPITAL SQUARE - SURABAYA




MENARA TENDEAN - JAKARTA



VILLA SANTUARI - BALI



SEKOLAH KRISTEN CALVIN - JAKARTA



SCBD LOT. X JAKARTA.  
(JO PROJECT)



TAMAN PERMATA BUANA APARTMENT - JAKARTA

# Past Projects



SEKOLAH CIKAL LEBAK BULUS TAHAP II - JAKARTA



CITY PLAZA - GARUT



HOTEL REZ - SEMARANG



BINUS ALAM SUTERA - TANGERANG



HOTEL ASHLEY TUGU TANI - JAKARTA



GRIYA CISSIE - JAKARTA



PURI INDAH MALL 2 - JAKARTA



JAKARTA PREMIUM OUTLETS - ALAM SUTERA

- Data Center 1
- Data Center 2
- Data Center 3

# Projects Under Construction



LIVING WORLD GRAND WISATA - BEKASI



ADR - JAKARTA



GELORA MARRIOTT HOTEL - JAKARTA



HARI-HARI SUPERMARKET TOKO SWALAYAN & PERKANTORAN - JAKARTA



THAMRIN NINE - JAKARTA



PLTU SUMBAGSEL - PALEMBANG



PALM COURT SERVICE APARTMENT - JAKARTA. (JO PROJECT)



LIVING WORLD - KOTA WISATA



HOTEL ARTOTEL - MAGELANG



HOTEL NOVOTEL - TANGERANG



SSA PLANT - CIKARANG

# Projects Under Construction



MAGGIORE JUNCTION - SERPONG



PEGAUNIHAN CUSTOM BUILD FACTORY - BATAM



BHUNIKALA - TANGERANG



BINUS SURABAYA – SURABAYA



ASHLEY COKRO - JAKARTA



RUMAH BUDAYA INDONESIA KAYA – JAKARTA (JO PROJECT)

- Data Center 4
- Data Center 5
- Data Center 6

# Past Projects Handled By TPI (Subsidiary)



BUTENE - CILEGON



SENTRAL GRAIN TERMINAL 2 - CILEGON



RANTAU DEDAP LAHAT - MUARA ENIM



JAMBARAN TIUNG BIRU - BOJONEGORO



SUBAN COMPRESSION - BANYUASIN



MMP13 WAREHOUSE - PD UNGU



INDOFOOD - MAKASSAR



PANAS BUMI KAMOJANG - KAMOJANG



INDOFOOD - LAMPUNG



BIMOLI - TANJUNG PRIOK



BANGGAI AMMONIA PLANT - BANGGAI



SUMPAL COMPRESSION - BANYUASIN



PAKET 9C BCTMP & MVR - RIAU



NOK 1 BATAMINDO - BATAM



INDOFOOD - BOGASARI

# Past Projects Handled By TPI (Subsidiary)



RAPP BCTM - RIAU



WAREHOUSE PT DEPOK LOGISTIK PROPERTY - DEPOK



TFJ PALEMBANG EXTENSION 2 - PALEMBANG



TOMATO FLASH DRYER DEWATERING -  
KALIMANTAN UTARA



RAPP PEACH - RIAU



TOMATO FIBERLINE BCTMP - KALIMANTAN UTARA



CATTLE MANURE BIOGAS GREENFIELDS - BLITAR



SIMATELEX PHASE 3 - BATAM



DPW 3 GAJAH TUNGGAL - TANGERANG

# Present Projects Handled By TPI (Subsidiary)



PLTU SUMBAGSEL - PALEMBANG



MAYORA JATAKE - TANGERANG



SIMATELEX PHASE 4 - BATAM

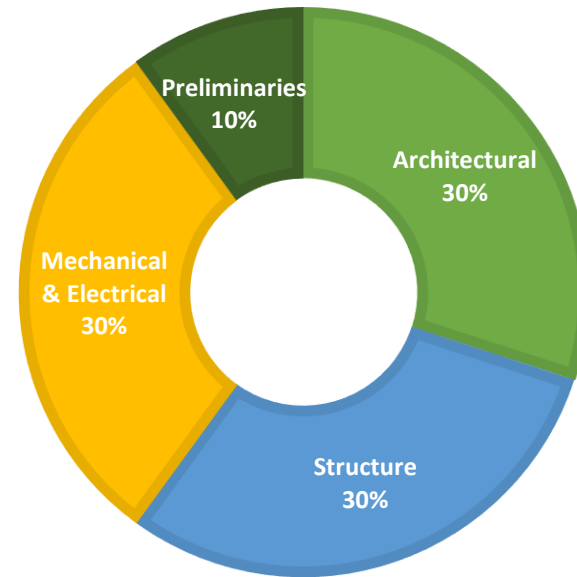


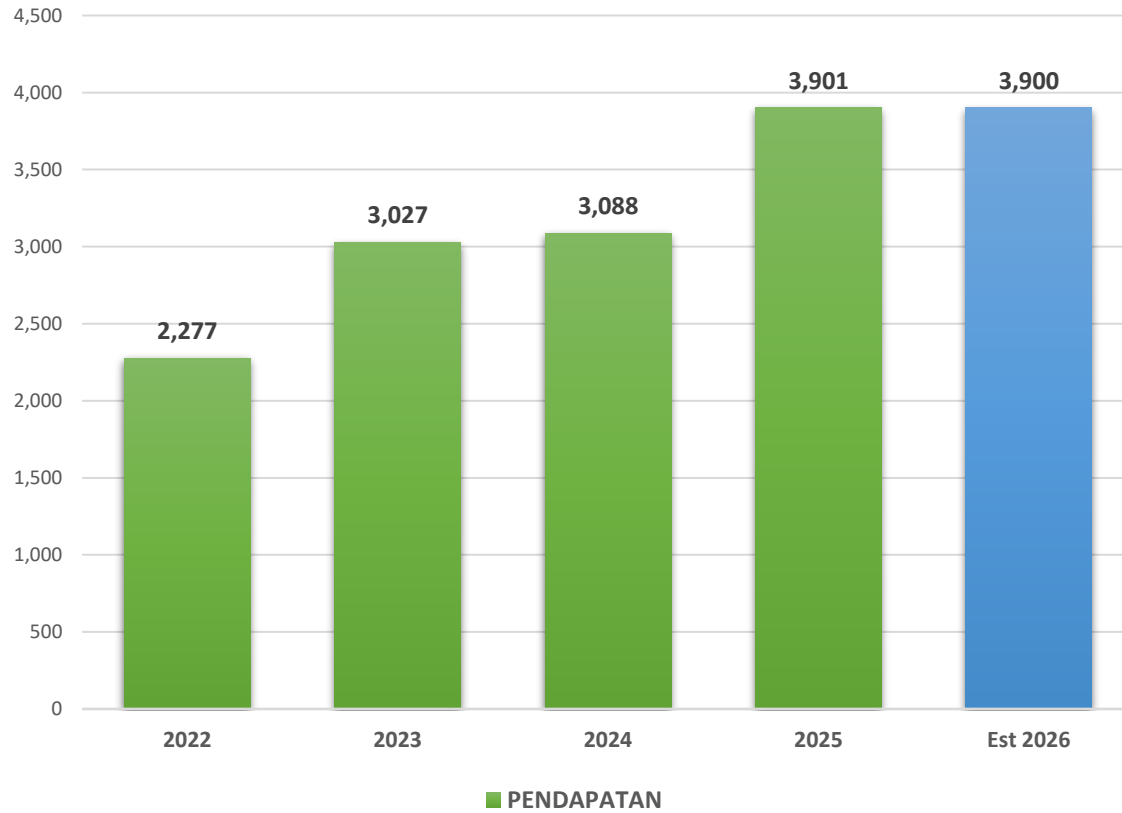
LIME KILN 7 - RIAU



NEW EXPANSION OF TBR PLANT - TANGERANG

- **Structure (30%):**  
Concrete, Steel Bar, Formwork, etc.
- **Architectural (30%):**  
Floor Covering, Wall/Partition, Ceiling, Doors & Windows, Sanitary Ware, etc.
- **Mechanical & Electrical (30%):**  
Plumbing, Fire Hydrant/Sprinkler, Elevator & Escalator, Gondola System, Electrical, Ventilation/Air Conditioning, Sound System, Fire Alarm, CCTV, Building Automation System, etc.
- **Preliminaries (10%):**  
Staff, Plants & Equipment, Site Supporting Facilities, General Equipment/Supplies (Documentation, Stationary, etc.), Administration (Insurance, Bonds, etc.)



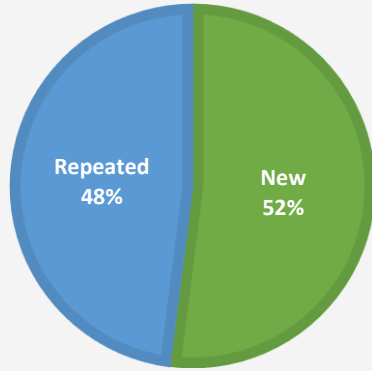


**Revenue:**

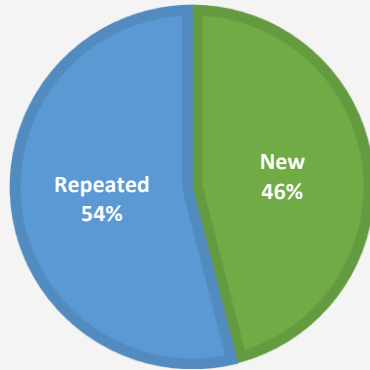
Rp 3,90 Trillion (FY 2025) vs. Rp 3,09 Trillion (FY 2024)

## Repeat / New Customers

FY 2025

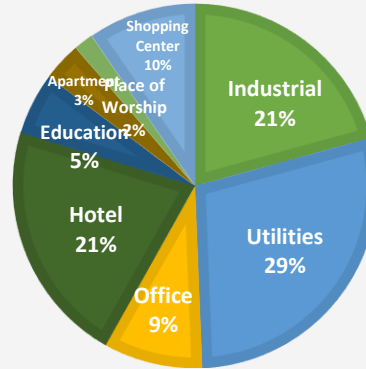


FY 2024

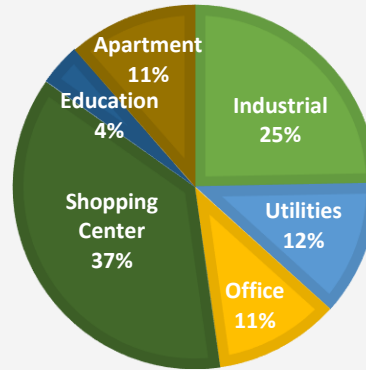


## Project Classification

FY 2025

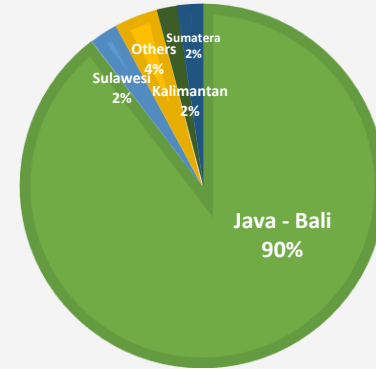


FY 2024

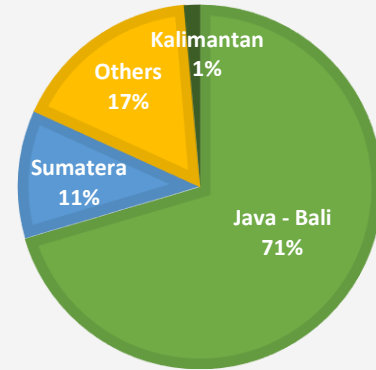


## Project Location

FY 2025



FY 2024



# New Signed Contracts (Rp. Bio)



### As of FY-2025

New Signed Contract has reached Rp 7,000 Billion

### As of March 2026

New Signed Contract has reached Rp 1,500 Billion

# Backlog Estimation (Rp. Mio)

<i>OUTSTANDING WORKS (OW)</i>	<i>Outstanding Works</i>	<i>Actual Rev 2024 (Audited)</i>	<i>Carry over to 2025</i>	<i>Revenue 2025 (Audited)</i>	<i>Carry over to 2026</i>	<i>Estimated Revenue 2026</i>	<i>Carry over to 2027</i>	<i>Estimated Revenue 2027</i>	<i>Carry over to 2028</i>
<i>OW Project from previous years</i>	423.712	346.465	77.247	41.372	35.875	35.875	-	-	-
<i>New project signed in 2023</i>	2.545.644	1.693.016	852.628	670.944	181.684	181.684	-	-	-
<i>Amendment in 2024 from previous projects</i>	116.307	8.021	108.286	51.358	56.928	56.928	-	-	-
<i>New project signed in 2024</i>	3.657.158	640.971	3.016.187	1.772.039	1.244.148	835.311	408.837	408.837	-
<i>Amendment in 2025 from previous projects</i>	(141.616)	-	(141.616)	(141.616)	-	-	-	-	-
<i>New project signed in 2025</i>	4.387.097	-	4.387.097	873.461	3.513.636	1.730.069	1.783.567	1.783.567	-
<b><i>Total Outstanding Works</i></b>	<b>10.988.302</b>								
<b><i>Revenue 2024 - Audited</i></b>		<b>2.688.473</b>							
<b><i>Carry Over to 2025</i></b>			<b>8.299.829</b>						
<b><i>Revenue 2025 - Audited</i></b>				<b>3.267.558</b>					
<b><i>Carry Over to 2026</i></b>					<b>5.032.271</b>				
<b><i>Revenue 2026 - Estimated</i></b>						<b>2.839.867</b>			
<b><i>Carry Over to 2027</i></b>							<b>2.192.404</b>		
<b><i>Revenue 2027 - Estimated</i></b>								<b>2.192.404</b>	
<b><i>Carry Over to 2028</i></b>									<b>-</b>

**Estimation:**

Revenue 2026 : Rp 3,90 Trillion

Net Profit 2026 : Rp 400 Billion

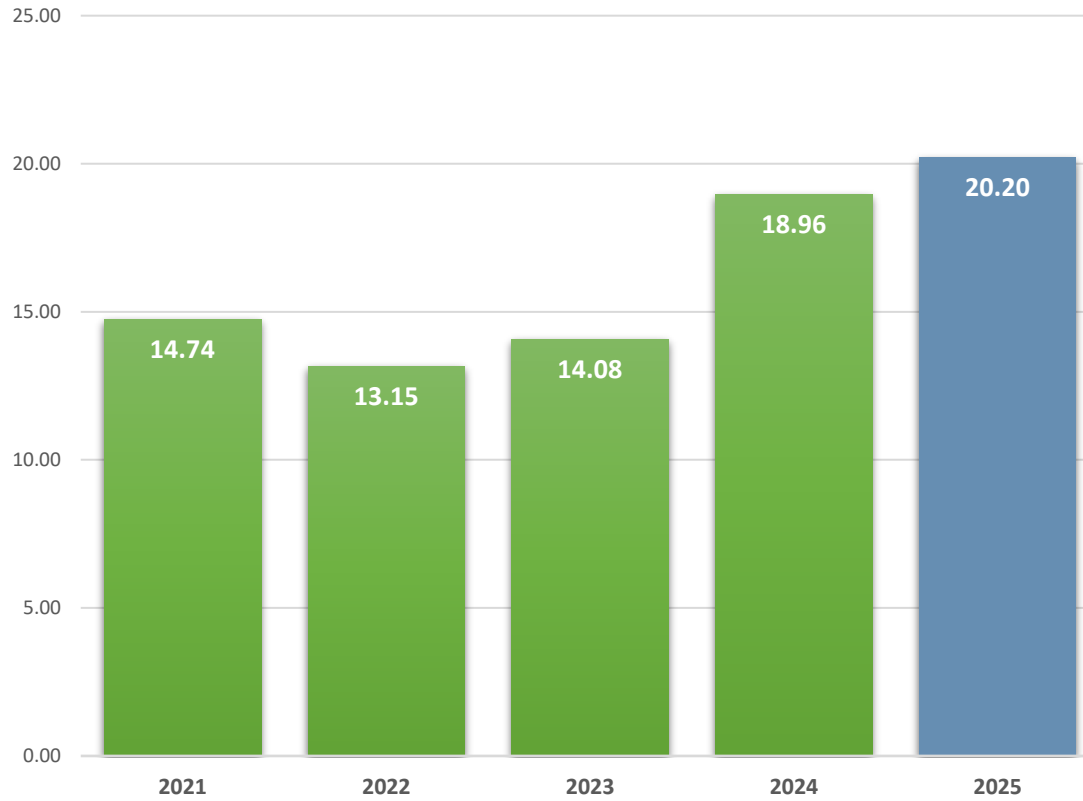
New Signed Contract 2026: Rp 4,00 Trillion

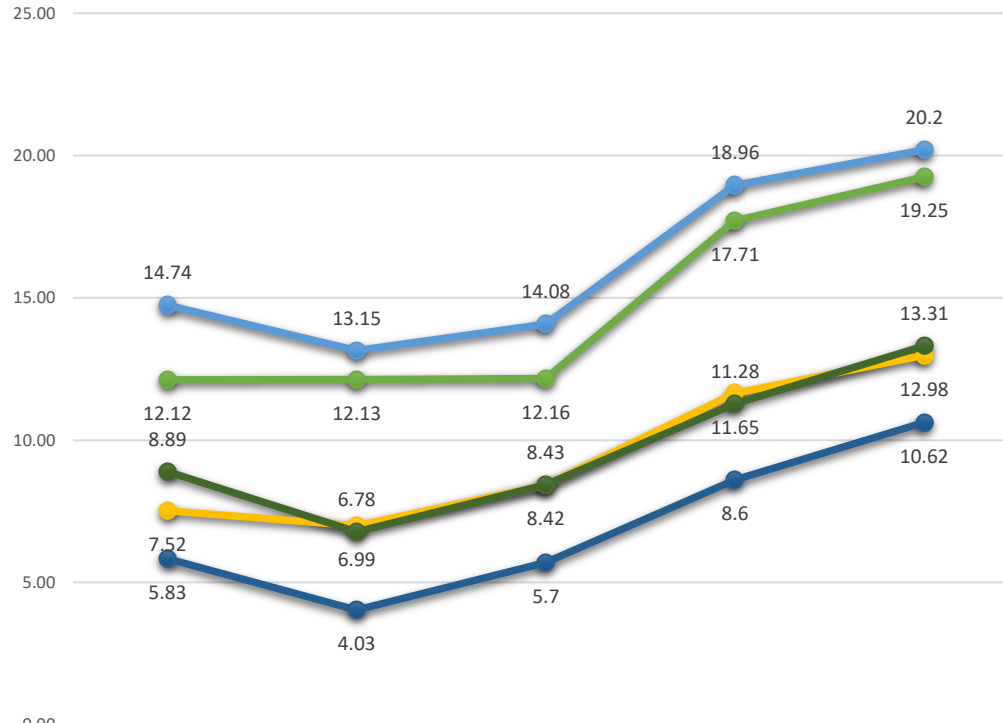
<i>OUTSTANDING WORKS (OW)</i>	<i>Outstanding Works</i>	<i>Actual Rev 2024 (Audited)</i>	<i>Carry over to 2025</i>	<i>Revenue 2025 (Audited)</i>	<i>Carry over to 2026</i>	<i>Estimated Revenue 2026</i>	<i>Carry over to 2027</i>	<i>Estimated Revenue 2027</i>	<i>Carry over to 2028</i>
<i>OW Project from previous years</i>	72.498	63.092	9.406	9.405	-	-	-	-	-
<i>New project signed in 2023</i>	179.126	172.955	6.171	6.171	-	-	-	-	-
<i>Amendment in 2024 from previous projects</i>	24.593	22.263	2.329	2.329	-	-	-	-	-
<i>New project signed in 2024</i>	111.657	85.674	25.982	24.506	1.476	1.476	-	-	-
<i>Amendment in 2025 from previous projects</i>	(3.400)	-	(3.400)	(3.400)	-	-	-	-	-
<i>New project signed in 2025</i>	754.919	-	754.919	535.350	219.569	219.569	-	-	-
<b><i>Total Outstanding Works</i></b>	<b>1.139.393</b>								
<b><i>Revenue 2024 - Audited</i></b>		<b>343.984</b>							
<b><i>Carry Over to 2025</i></b>			<b>795.407</b>						
<b><i>Revenue 2025 - Audited</i></b>				<b>574.361</b>					
<b><i>Carry Over to 2026</i></b>					<b>221.045</b>				
<b><i>Revenue 2026 - Estimated</i></b>						<b>221.045</b>			
<b><i>Carry Over to 2027</i></b>							<b>-</b>		
<b><i>Revenue 2027 - Estimated</i></b>								<b>-</b>	
<b><i>Carry Over to 2028</i></b>									<b>-</b>

- At this moment, The Company has not been awarded with these projects as the projects are in the tender stage. Management is still in the process of obtaining the work but decision has not been made. Contract Value is for estimation only, final figures may vary.
- Pipelines are very dynamic and they can change from time to time.
- All of the pipeline projects are Private projects.

As of March 2026	
Sector	%
Data Center	39%
Industrial	19%
Hotel	13%
Education	11%
Others	9%
Apartment	4%
Office	3%
Shopping Center	2%
Hospital	1%
<b>Total Rp Trillion</b>	<b>10.16</b>

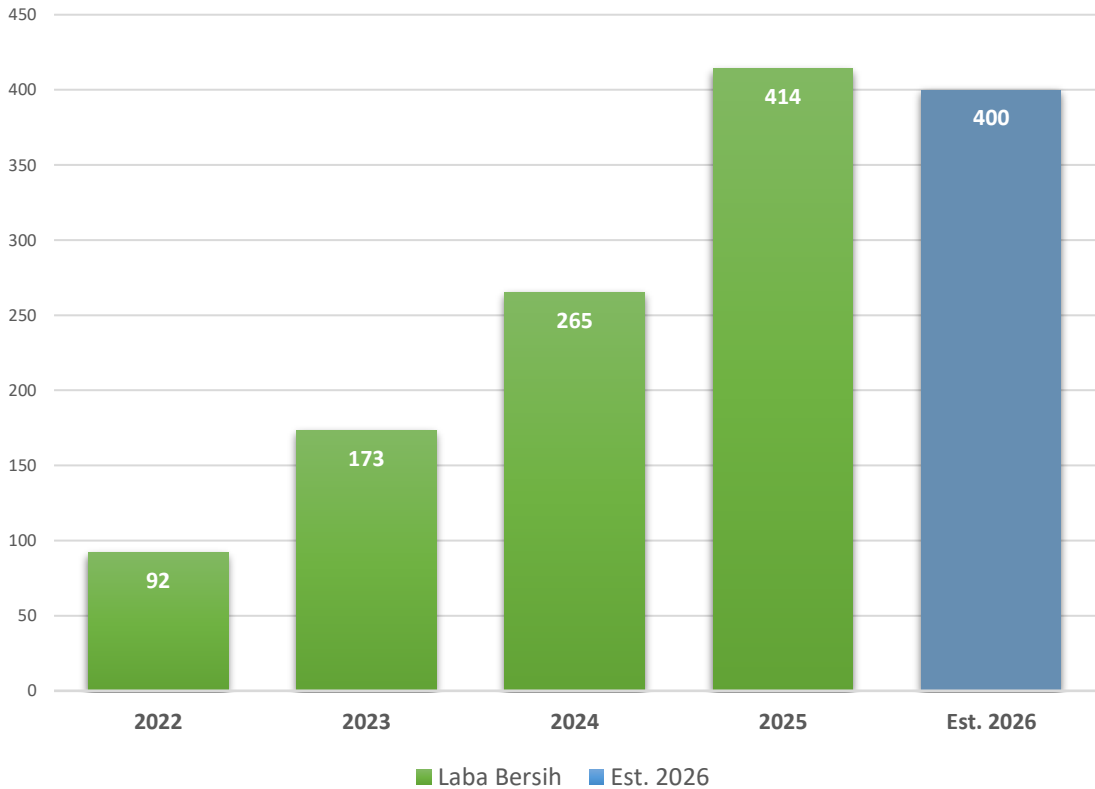
## Gross Profit Margin After JO (%)





	2021	2022	2023	2024	2025
Gross Profit	12.12	12.13	12.16	17.71	19.25
Gross Profit After Jo	14.74	13.15	14.08	18.96	20.2
Operating Profit	7.52	6.99	8.42	11.65	12.98
Pretax Profit	8.89	6.78	8.43	11.28	13.31
Net Profit	5.83	4.03	5.7	8.6	10.62

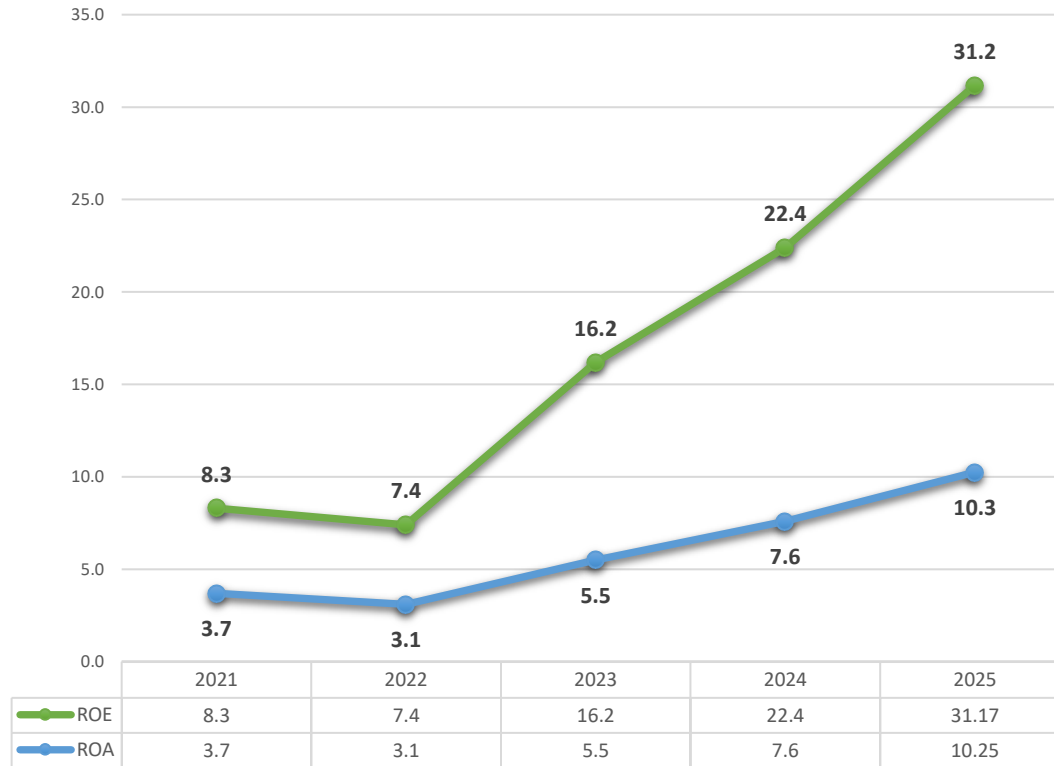
# Net Profit (Rp Billion)



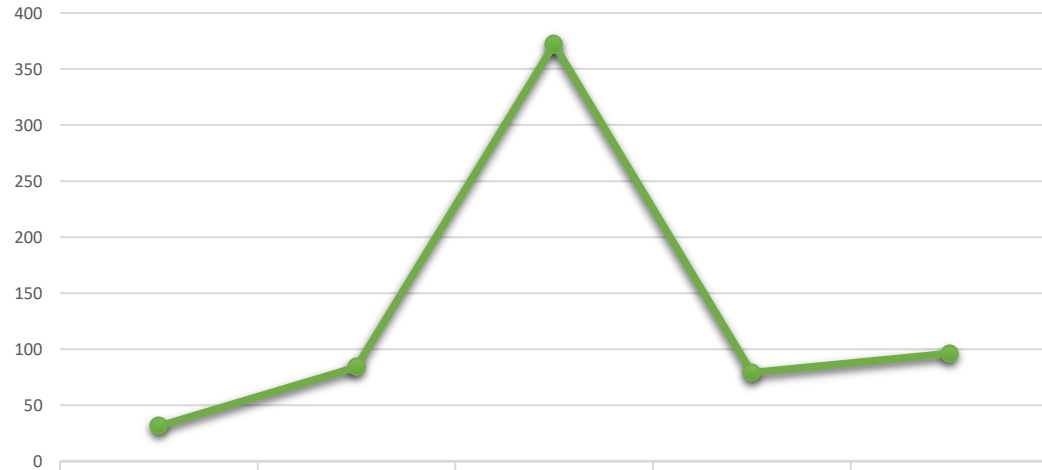
Rp Billion	FY – 2025	FY – 2024	Changes
Total Current Assets	3.059	2.715	13%
Total Non-Current Assets	984	780	26%
Total Assets	4.043	3.495	16%
Total Current Liabilities	2.517	2.125	18%
Total Non-Current Liabilities	196	182	8%
Total Liabilities	2.713	2.307	18%
Retained Earnings	986	844	17%
Non-Controlling Interest	(2)	(2)	0%
Capital Stocks and Additional	346	346	0%
Total Stockholders' Equity	1.330	1.188	12%
Total Liabilities and Stockholders' Equity	4.043	3.495	16%

Rp Billion	FY – 2025	FY – 2024	Changes
Revenue	3.901	3.088	26%
Gross Profit	751	547	37%
Gross Profit After JO	788	585	35%
Profit Before Tax	519	348	49%
Income Tax	104	83	25%
Net Profit	415	265	57%

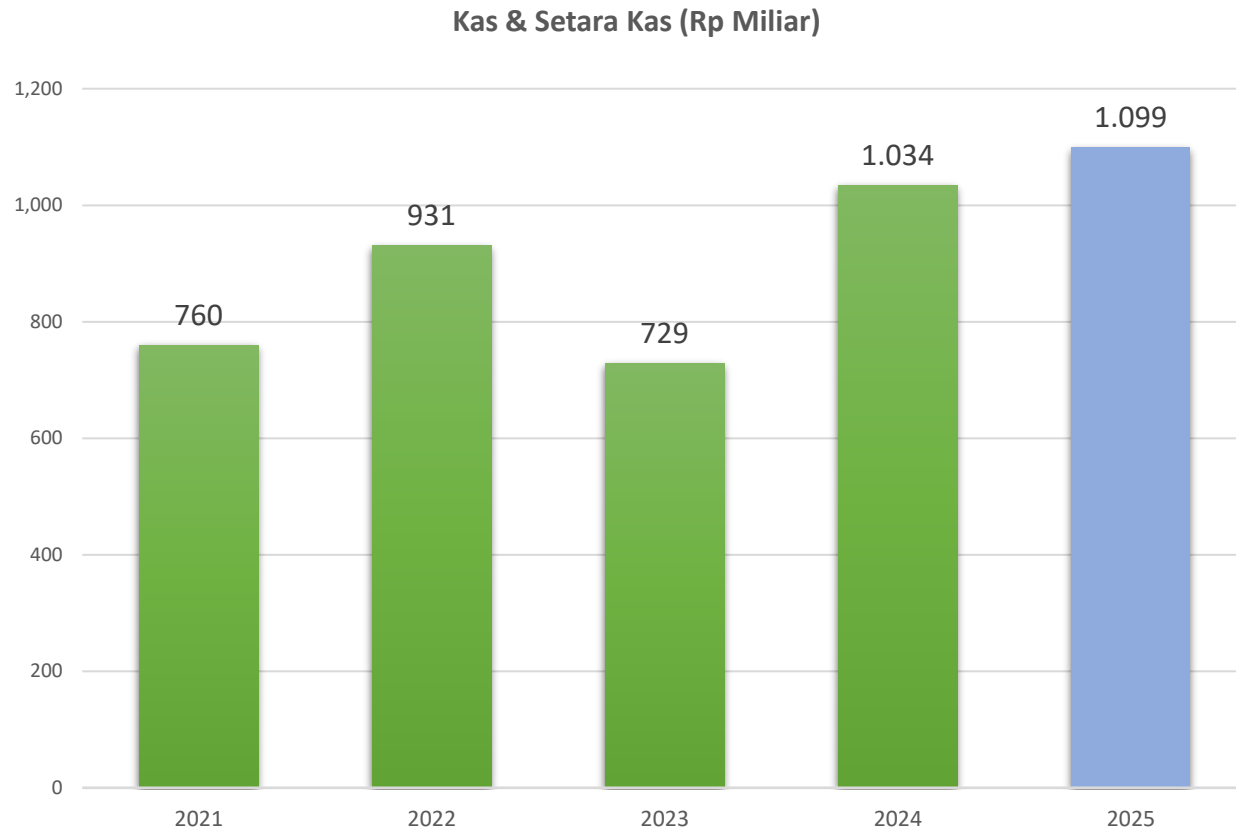
# ROE & ROA (%)



# Final Dividend Payment History



	2021	2022	2023	2024	2025
— % of Previous Year's Net Profit	31.32	83.84	372	79	96.3
Amount of Distributed Dividends (Rp. Bio)	34.1	85.25	341	136.4	265.5
Rp/Share	10	25	100	40	75
No of Shares Eligible for Dividends (Rp. Bio)	3.41	3.41	3.41	3.41	3.41



- Prudent cash management & cash position at all time
- Working capital through internally generated cash
- Preservation against liquidity problem

<b>RP Billion</b>	<b>2022</b>	<b>2023</b>	<b>2024</b>	<b>2025</b>	<b>EST. 2026</b>	<b>EST. 2027</b>
<b>Revenue</b>	2.277	3.027	3.088	3.901	3.900	3.500
<b>Net Profit</b>	92	173	265	414	400	400
<b>New Signed Contracts</b>	2.588	4.163	5.215	7.003	4.000	4.000

## Capital Expenditure (Capex)

Year	Budget (Rp)	Allocation	Realization
2024	10 Billion	Project Equipment, IT Equipment & Software.	Capex usage as of FY-2024 is around Rp 6.31 Billion
2025	10 Billion	Project Equipment, IT Equipment & Software.	Capex usage as of Q3-2025 is around Rp 18.14 Billion
2026	10 Billion	Project Equipment, IT Equipment & Software.	N/A.






**Indonesia Contractor Association**



**Green Building Council Indonesia  
 Corporate Founding Member**



**SBUJK – Construction Services**



**AKLINAS – Construction Services**

# Awards




## Occupational Health, Safety and Environment Awards




**Australian Embassy Project**



**Mega Syariah Project**



**Talavera Suite Project**



**The Hermitage Project**

## Zero Accident Award from Minister of Public Works and Transmigration



**Australian Embassy Project**



**Talavera Suite Project**



**The Hermitage Project**



**Harper Hotel Legian Bali Project**

THANK YOU  
[corsec@totalbp.com](mailto:corsec@totalbp.com)